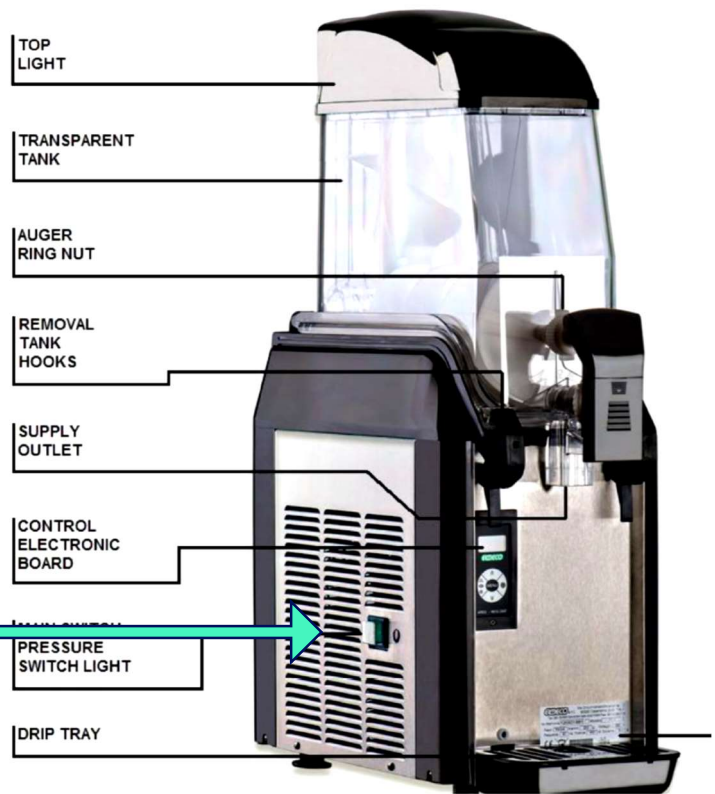



Slushy Machine Instructions

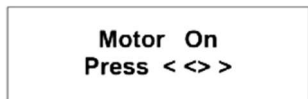



▶ Remove the covers and put the mix in the tanks.

▶ Switch on the main switch



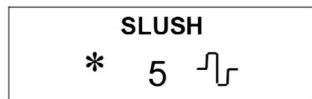
▶ Switch on the auger switch  . The following screen will be displayed:





▶ Press the  button to select 'slush' or 'cold drink'.



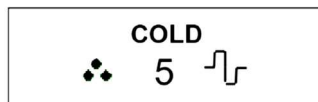
▶ With the "slush" mode:





It is possible to change the product density from 1 to 9 using the  or  buttons to increase or decrease it respectively.



▶ With the "cold drink" mode:



It is possible to change the product temperature from +2°C to +5°C using the  or  buttons to increase or decrease it respectively.

In order to have slush you do need a small quantity of sugar per litre of your mix.

enjoy!